

RLS - RAIMONDI LEVELLING SYSTEM (LEVELING SPACERS)



R.L.S. – WEDGE & CLIP SYSTEM

HD (HEAVY DUTY) CLIPS	Q2
1mm (1/32") V2 CLIPS & "CLASSIC" CLIPS	Q3
3D CLIPS	Q4
LEVOMATIC ^{air} : PNEUMATIC PLIER FOR PUSHING RLS WEDGE	Q5
WEDGES, NON-PNEUMATIC PLIERS, TILES CHIPPING (AND SCRATCHING) PREVENTING PLATFORM	Q6

R.L.S. – "VITE" (SCREW) SYSTEM

CLIPS AND CAPS	Q7
SCRATCH-PREVENTING WASHER	Q8
VITEXPRESS	Q9

R.L.S. - INDICATIVE CONSUMPTION

INDICATIVE CONSUMPTION	Q10
------------------------------	-----

Since 2009 the wedge/clip levelling system R.L.S. (Raimondi Levelling System) has been used with satisfaction by thousands of professionals worldwide.

Clips are available in various versions grouped in two large families: clips for tile thickness from 3 up to 12 mm (1/8" - 1/2"), clips for tile thickness from 12 up to 20 mm (1/2" - 3/4"). Clips for 3-12 mm thickness materials are available in different models to create 1 - 1,5 - 2 - 3 e 4 mm joints (1/32"-1/16"-5/64"-1/8" and 5/32").

Significantly important are the "HD" (Heavy Duty) clips which are featuring a high tensile strength, for the ease of use and the "pick-up" packaging. The wedge is a common part and works with all clips from wedge/clip system and it is re-usable virtually forever.

The innovative LEVMATIC^{air} plier has been designed to relieve the operator from any fatigue related to the wedge pushing phase and for reducing the installation time. Two versions of manual pliers for pushing the wedge are also available: for use on floor and for use on wall.

The system is completed with the anti-chipping and anti-scratching platform to be used when laying particularly delicate tiles.

In addition to the clip/wedge system, R.L.S. is now available with a screw system called "R.L.S. VITE": it includes one common cap, a range of leveling threaded clips and a scratch-preventing washer (to be used while laying particularly delicate surface tiles). 8 clips models are available to create 1 - 1,5 and 3 mm joints (1/32"-1/16" and 1/8"). The 1.5 mm (1/16") and 3 mm (1/8") versions are also available for intersections either on "T" or "+" layouts. Fit the cap onto threaded clip and twist it down with fingers in a second ("spinning top" effect). Further tighten the cap with the necessary torque to level the tiles (lippage removal).

Last but not least, for those operators who want to maximize productivity while improving the ease of use of RLS VITE system, the new VITEXPRESS tool has been introduced.



R.L.S. WEDGE/CLIP – HD (HEAVY DUTY) CLIPS

MADE IN ITALY

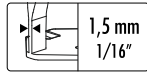
YouTube
channel
raimondispa



HD
HEAVY
DUTY

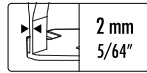


NEW



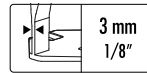
180BAS15B

NEW



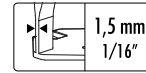
180BAS20B

NEW



180BAS30B

NEW



180K0250HD15

PACKAGE



- HD clips: the best performing and easiest to use.
 - The R.L.S. HD clips (HD stands for "Heavy Duty") offer high tensile strength (vertical load).
 - Able to perfectly level even the heaviest tiles.
 - The insertion of the wedge under the tile is very easy thanks to the new design.
 - The best ease of use in the Raimondi range.
 - They are used with the same wedge and the same pliers of all the other Raimondi clips.
 - New packaging that allows a better and faster presentation of the product. The boxes containing the bags are equipped with an easily removable corner. The front of the box has clear indications
- (combination of colors / numbers) to easily identify the type of clip inside the box.
- Stackable boxes to create the desired display combination.
 - New kit in box with high quality color printing which contains: 250 HD 1.5 mm (1/16") clips for 3-12 mm (1/8"-1/2") thick tiles, 250 wedges and 1 (manual) floor plier.

R.L.S. HD (HEAVY DUTY) CLIPS FOR TILES THICKNESS FROM 3 UP TO 12 mm (1/8"-1/2")

Part No.	Barcode	Quantity	Description	Pieces per Bag	Clip Thickness	Minus (-)	Plus (+)	Plus (+)	Box Dimensions	Weight	Volume
180BAS15B0100	8050532018778	25	HD clips - 100 pcs bag	100	1,5 mm - 1/16"	•	-	-	60x40xh 31 cm	23 3/4"x15 3/4"xh12 1/4"	8,4 Kg 18.5 lbs
180BAS15B0250	8050532018785	10	HD clips - 250 pcs bag	250	1,5 mm - 1/16"	•	-	-	60x40xh 31 cm	23 3/4"x15 3/4"xh12 1/4"	8,5 Kg 18.7 lbs
180BAS15B0500	8050532018792	5	HD clips - 500 pcs bag	500	1,5 mm - 1/16"	•	-	-	60x40xh 31 cm	23 3/4"x15 3/4"xh12 1/4"	8,5 Kg 18.7 lbs
180BAS15B2200	8050532018808	1	HD clips - 2200 pcs box	2200	1,5 mm - 1/16"	•	-	-	30x40xh 43 cm	12"x15 3/4"xh17"	7,3 Kg 16.1 lbs
180BAS20B0250	8050532018822	10	HD clips - 250 pcs bag	250	2 mm - 5/64"	•	-	-	60x40xh 31 cm	23 3/4"x15 3/4"xh12 1/4"	8,6 Kg 18.9 lbs
180BAS20B0500	8050532018839	5	HD clips - 500 pcs bag	500	2 mm - 5/64"	•	-	-	60x40xh 31 cm	23 3/4"x15 3/4"xh12 1/4"	8,6 Kg 18.9 lbs
180BAS20B2200	8050532018846	1	HD clips - 2200 pcs box	2200	2 mm - 5/64"	•	-	-	30x40xh 43 cm	12"x15 3/4"xh17"	7,4 Kg 16.3 lbs
180BAS30B0250	8050532018860	10	HD clips - 250 pcs bag	250	3 mm - 1/8"	•	-	-	60x40xh 31 cm	23 3/4"x15 3/4"xh12 1/4"	8,8 Kg 19.4 lbs
180BAS30B0500	8050532018877	5	HD clips - 500 pcs bag	500	3 mm - 1/8"	•	-	-	60x40xh 31 cm	23 3/4"x15 3/4"xh12 1/4"	8,7 Kg 19.1 lbs
180BAS30B2200	8050532018884	1	HD clips - 2200 pcs box	2200	3 mm - 1/8"	•	-	-	30x40xh 43 cm	12"x15 3/4"xh17"	7,6 Kg 16.7 lbs

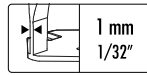
R.L.S. 1,5 mm (1/16") HD (HEAVY DUTY) KIT FOR TILES THICKNESS FROM 3 UP TO 12 mm (1/8"-1/2")

Part No.	Barcode	Quantity	Description	Clip Thickness	Minus (-)	Plus (+)	Plus (+)	Box Dimensions	Weight	Volume
180K0250HD15	8050532021068	1	RLS HD KIT composed by: - 250 HD 1,5 mm (1/16") clips - 250 wedges - 1 floor plier	1,5 mm - 1/16"	•	-	-	38x29x h22 cm	4 Kg 8.8 lbs	15"x11 1/2"x h8 2/3"

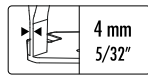


RLS - RAIMONDI LEVELLING SYSTEM LEVELING SPACERS

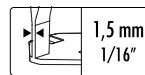




180B10H12P



180BS0004C



180BA...H20

PACKAGE



R.L.S. WEDGE/CLIP – 1 mm (1/32") V2 & "CLASSIC" CLIPS

- Clips for extra-thin joints.
- Excellent performance thanks to the combination of high traction capacity and perfect removal.
- In an upright position, ready for use.

Part No.	Barcode	Description	Pieces per Bag	Icon 1	Icon 2	Icon 3	Icon 4	Icon 5	Icon 6	
180B10H12P0100	8050532017375	16 1mm (1/32") V2 clips – 100 pcs bag	100	1 mm - 1/32"	•	-	-	60x40xh 31 cm	23 3/4"x15 3/4"xh 12 1/4"	6 Kg 13.2 lbs
180B10H12P0300	8050532017382	6 1mm (1/32") V2 clips – 300 pcs bag	300	1 mm - 1/32"	•	-	-	60x40xh 31 cm	23 3/4"x15 3/4"xh 12 1/4"	6,7 Kg 14.8 lbs
180B10H12P1600	8050532017399	1 1mm (1/32") V2 clips – 1600 pcs box	1600	1 mm - 1/32"	•	-	-	30x40xh 43 cm	12"x15 3/4"xh 17"	6 Kg 13.2 lbs

R.L.S. "CLASSIC" CLIPS FOR TILES THICKNESS FROM 3 UP TO 12 mm (1/8"-1/2")

Part No.	Barcode	Description	Pieces per Bag	Icon 1	Icon 2	Icon 3	Icon 4	Icon 5	Icon 6	
180BS0004C0250	8024648081339	8 CLASSIC clips – 250 pcs bag	250	4 mm - 5/32"	•	-	-	60x40xh 31 cm	23 3/4"x15 3/4"xh 12 1/4"	9,7 Kg 21.3 lbs
180BS0004C0500	8024648081346	4 CLASSIC clips – 500 pcs bag	500	4 mm - 5/32"	•	-	-	60x40xh 31 cm	23 3/4"x15 3/4"xh 12 1/4"	9,6 Kg 21.1 lbs
180BS0004C2000	8024648081353	1 CLASSIC clips – 2000 pcs box	2000	4 mm - 5/32"	•	-	-	30x40xh 43 cm	12"x15 3/4"xh 17"	9,2 Kg 20.3 lbs

R.L.S. "CLASSIC" CLIPS FOR TILES THICKNESS FROM 12 UP TO 20 mm (1/2"-3/4")

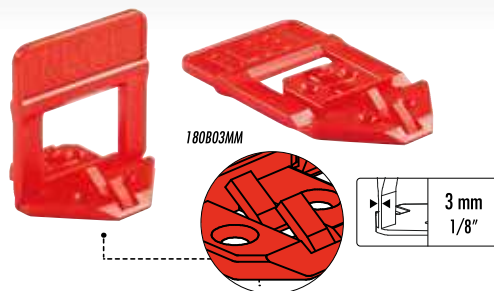
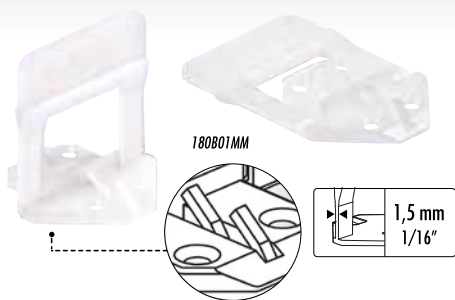
Part No.	Barcode	Description	Pieces per Bag	Icon 1	Icon 2	Icon 3	Icon 4	Icon 5	Icon 6	
180BA200H20	8024648069627	8 CLASSIC clips – 200 pcs bag	200	1,5 mm - 1/16"	•	-	-	60x40xh 31 cm	23 3/4"x15 3/4"xh 12 1/4"	7,6 Kg 16.7 lbs
180BA400H20	8024648070050	4 CLASSIC clips – 400 pcs bag	400	1,5 mm - 1/16"	•	-	-	60x40xh 31 cm	23 3/4"x15 3/4"xh 12 1/4"	7,6 Kg 16.7 lbs
180BA1500H20	8024648064127	1 CLASSIC clips – 1500 pcs box	1500	1,5 mm - 1/16"	•	-	-	30x40xh 43 cm	12"x15 3/4"xh 17"	7 Kg 15.4 lbs



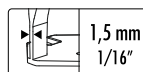
R.L.S. WEDGE/CLIP – 3D CLIPS

MADE IN ITALY

3D



VIDEO ON YOUTUBE



R.L.S. KIT3D

PACKAGE



CARTON BOX

"3D" CLIP: JUST ONE CLIP SUITABLE FOR ANY INSTALLATION LAYOUT.

- In addition to level ("lippage" removal), the "3D" clip creates the joint (both with "+" and "T" layout) in both orthogonal sides of the tiles.
- Thanks to the retractable "spacing fins", the "3D" clip is suitable to be positioned both in the tiles intersections (both "+" and "T" layout) and on the tiles sides. So, when installing large format tiles, for which putting the clips just in the tiles intersections is not sufficient to ensure proper leveling ("lippage" removal), the "3D" clip can be used in both positions.
- The "3D" clip accepts the same wedges and pliers of all other R.L.S. clips.
- The "3D" clip is shipped in flat position so to reduce volumes by nearly 50% (in comparison with

the standard R.L.S. clip).

- Prior to use, with a simple and fast movement, put the "3D" clip bridge in vertical position.
- Minimum joint size: 1,5 mm (1/16"). As required by UNI U87005510 regulation. Now also available for 3 mm (1/8") joint.
- Suitable for tiles thickness from 3 mm (1/8") up to 12 mm (1/2").
- If used in the tile intersection the 3D clips reduce consumption by up to 76% (compared to classic clips used on tile side only).



USE WITH "+" LAYOUT BOTH ON TILES INTERSECTIONS AND SIDES



USE WITH "T" LAYOUT ON TILE INTERSECTIONS

R.L.S. "3D" CLIPS FOR TILES THICKNESS FROM 3 UP TO 12 mm (1/8"-1/2")

Part No.	Barcode	Description	Pieces per Bag	Joint Size	Layouts	Dimensions	Weight
180B01MM3D0100	8024648083753	24 R.L.S. 3D clip; joint 1,5 mm	100	1,5 mm - 1/16"	• • •	30x40xh 32 cm	8 Kg 17.6 lbs
180B01MM3D0250	8024648083760	10 R.L.S. 3D clip; joint 1,5 mm	250	1,5 mm - 1/16"	• • •	30x40xh 32 cm	8 Kg 17.6 lbs
180B01MM3D0500	8024648083777	5 R.L.S. 3D clip; joint 1,5 mm	500	1,5 mm - 1/16"	• • •	30x40xh 32 cm	8 Kg 17.6 lbs
180B01MM3D3000	8024648083937	1 R.L.S. 3D clip; joint 1,5 mm	3000	1,5 mm - 1/16"	• • •	30x40xh 32 cm	10 Kg 22 lbs
180B03MM3D0100	8024648094650	20 R.L.S. 3D clip; joint 3 mm	100	3 mm - 1/8"	• • •	30x40xh 32 cm	8,2 Kg 18.1 lbs
180B03MM3D0250	8024648094667	8 R.L.S. 3D clip; joint 3 mm	250	3 mm - 1/8"	• • •	30x40xh 32 cm	8,2 Kg 18.1 lbs
180B03MM3D0500	8024648094674	4 R.L.S. 3D clip; joint 3 mm	500	3 mm - 1/8"	• • •	30x40xh 32 cm	8,2 Kg 18.1 lbs
180B03MM3D3000	8024648094681	1 R.L.S. 3D clip; joint 3 mm	3000	3 mm - 1/8"	• • •	30x40xh 42 cm	10,1 Kg 22.3 lbs

R.L.S. KIT 3D

Part No.	Barcode	Description	Dimensions	Weight
180KIT3D	8024648086624	Kit R.L.S. "3D" consisting of: 75 clips "3D" (for tile of thickness from 3 to 12 mm); 75 wedges; 1 pliers for floor covering	49x39xh25 cm	6,55 Kg 13.3 lbs





PACKAGE



- Pneumatic plier for pushing the wedge of RLS leveling system into clips (also suitable with most common wedge/clip leveling systems).
- Relieves the operator from any fatigue related to the wedge pushing phase.
- The plier can be easily adjusted according to the tile thickness. Adjustment is simple, quick and accurate thanks to the front adjustable fork with gauge ruler indicator (metric).
- Pushing can be adjusted via knob to set the required speed of the wedge to maximize system performances.
- The plier has been designed to be fully suitable for both right-handed and left-handed operators.

- LEVMATIC^{AIR} must be fed by an air compressor with tank (recommended 5 liters - 1.3 gal minimum), dual pressure gauge and pressure regulator.
- Minimum recommended working pressure 5 bar (max 8 bar).
- Supplied with fed extension, 9 meters of length (29.5 feet).
- Equipped with hook for hanging it onto waist belt.
- Supplied with carry bag.
- Air compressor not included.

MODEL AND SPECIFICATION

Part No.	Barcode	Quantity	Description	Weight (kg)	Weight (lbs)	Dimensions (cm)	Dimensions (in)	Weight (kg)	Weight (lbs)
231 ARIACS	8050532023086	1	LEVMATIC ^{AIR} - Pneumatic plier for pushing RLS wedge. Supplied with carry bag. Air compressor not included	1,1 Kg	2.4 lbs	45x23xh 16 cm	17 2/3" x 9" x h 6 1/8"	2,1 Kg	4.6 lbs



R.L.S. WEDGE/CLIP – WEDGES AND TRACTION-ADJUSTABLE-PLIERS (MANUAL)

MADE IN ITALY



180CUNEO



PATENTED

231 N



PATENTED

231 NRIV

PACKAGE



CARTON BOX

R.L.S. WEDGE (SUITABLE FOR ALL CLIPS)

Part No.	Barcode	Quantity	Description	Dimensions (cm)	Dimensions (in)	Weight (Kg)	Weight (lbs)
180CUNEO100	8024648067944	12	RLS Wedge - 100 pz pieces bag	60x40xh31	23 5/8" x 15 3/4" x h 12 1/4"	11,7 Kg	25.8 lbs
180CUNEO250	8024648011947	6	RLS Wedge - 250 pz pieces bag	60x40xh31	23 5/8" x 15 3/4" x h 12 1/4"	11,7 Kg	25.8 lbs
180CUNEO500	8024648011954	3	RLS Wedge - 500 pz pieces bag	60x40xh31	23 5/8" x 15 3/4" x h 12 1/4"	11,7 Kg	25.8 lbs
180CUNEO1000	8024648069818	1	RLS Wedge - 1000 pz pieces bag	30x40xh42	11 1/2" x 16" x h 16 1/2"	8,2 Kg	16.3 lbs
180CU500SE	8024648072603	2	RLS Wedge - 500 pieces plastic bucket	62x42xh36	25 1/2" x 16 1/2" x h 14"	10,8 Kg	23.8 lbs

R.L.S. TRACTION-ADJUSTABLE-PLIERS

Part No.	Barcode	Quantity	Description	Dimensions (cm)	Dimensions (in)	Weight (Kg)	Weight (lbs)
231N	8024648072627	4	Adjustable pliers for floor covering	32x32xh 8 cm	12 5/8" x 12 5/8" x h 5/16"	2 Kg	4,4 lbs
231 NRIV	8024648072634	4	Adjustable pliers for wall covering	32x32xh 8 cm	12 5/8" x 12 5/8" x h 5/16"	2 Kg	4,4 lbs

R.L.S. WEDGE/CLIP – TILES CHIPPING (AND SCRATCHING) PREVENTING PLATFORM + MULTI-SIZE SPACER

PATENTED



180AGS0250

COMPATIBILITY WITH R.L.S. CLIPS

R.L.S. HD	R.L.S. CLASSIC	R.L.S. 1 mm V2	R.L.S. 3D	R.L.S. VITE
•	•	–	•	–

PACKAGE

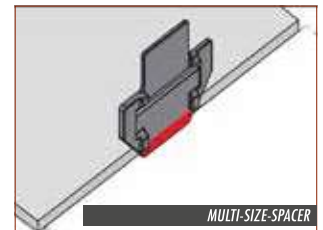
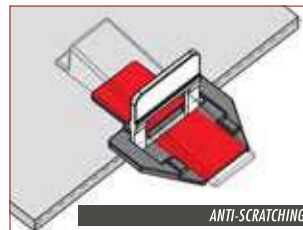
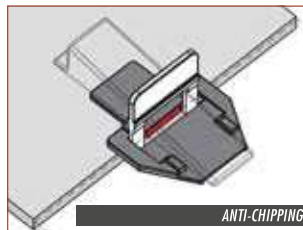


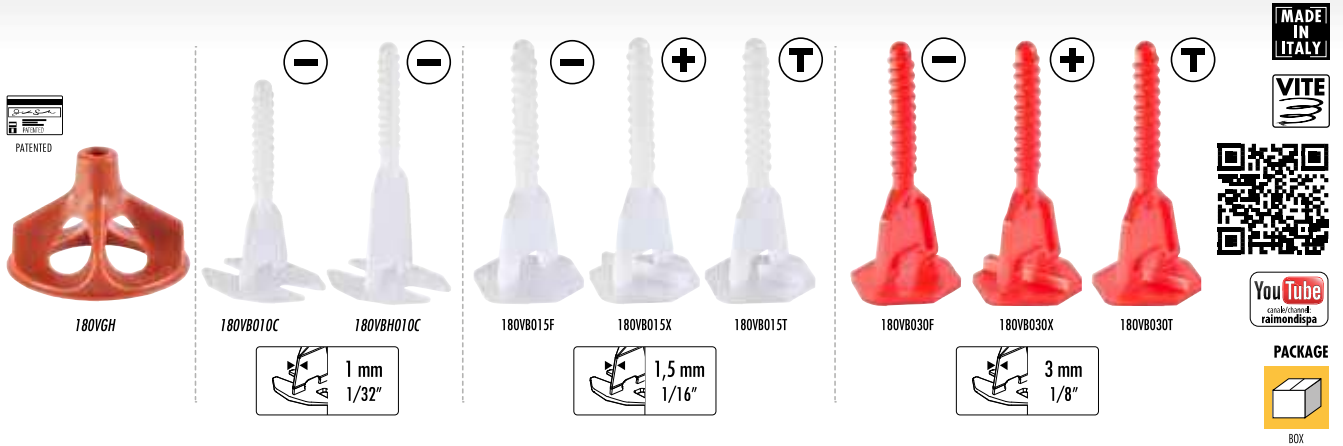
CARTON BOX

- Anti-chipping and anti-scratch platform to be used in combination with RLS wedge/clip system.
- Place in between the wedge and the tile by inserting it on the clip before wedge insertion to avoid potential accidental damage during installation of tiles characterized by a particularly delicate top finishing.
- The platform performs two functions at the same time:
 - Anti-chipping since it prevents the stems of the RLS clip to touch the edge of the tile during wedge insertion thanks to a dedicated L-shaped tab;
 - Anti-scratch since the wedge does not touch the tile but slides on the platform instead.
- Furthermore, the platform can also be used as a removable and reusable multi-size-spacer. In fact, 3 sides are designed to perform this function and the create respectively joints sided 1.5 mm, 2 mm and 3 mm (1/16", 3/32", 1/8").
- The platform can be reused over and over again, both as anti-chipping and anti-scratch element and multi-size-removable-spacer.
- The use of the platform keeps the performance of the clips unaltered in terms of maximum and minimum thickness of the tiles to be leveled.
- It increases the joint size of 0.5 mm (0.019 inches). This is in order to perform the anti-chipping function.
- It is recommended to perform the final removal phase with a hammer.
- Made of premium quality plastic material that prevents adhesion of tile adhesive to the product.
- Comes into plastic bucket for convenient storage.

RLS: TILES CHIPPING (AND SCRATCHING) PREVENTING PLATFORM AND MULTI-SIZE SPACER

Part No.	Barcode	Quantity	Description	Pieces per Bag	Dimensions (cm)	Dimensions (in)	Weight (Kg)	Weight (lbs)
180AGS0250	8050532007437	4	Tiles chipping (and scratching) preventing platform and multi-size spacer	250	49x39xh 25 cm	19 1/4" x 15 3/8" x h 10"	5 Kg	11 lbs





- Levelling system made up of cap and clips.
- Insert the cap in the clip thread and with just to fingers twist it down by acting on the grip point: it reaches the tile in a second ("spinning top" effect). Then tight the cap so to level the tiles (remove lippages).
- Once the adhesive is set, remove the cap by beating it with a white rubber mallet (or with the foot). Beat parallel to the joint line. As an alternative, unscrew the cap, remove it and beat directly on the clip (parallel to the joint line).
- The cap is designed to provide maximum ergonomics and finger grips both for starting cap rotation on the clip and for applying the necessary force for levelling tiles (lippage removal) with ease.
- The cap hollow-design allows the user to see the grout joint. This makes it suitable to be use both on tiles sides and intersections.
- Wide range of clips for joints of 1 mm, 1,5 mm and 3 mm (1/32"; 1/16"; 1/8").
- 1,5 mm and 3 mm clips (1/16" and 1/8") are available in models: FLAT (standard) for use along tile sides; CROSS (+) for use into tile intersections in + layout; "T" for use into tile intersections in T layout.
- 1 mm (1/32") clips available in two versions: for tiles thickness from 3 to 15 mm (9/16"-19/32") for tiles thickness from 14 to 26 mm (9/16" - 1"). This is ideal also for natural stones installation.
- The cap works on both clips.
- Self-stopping scratch-preventing washer with rubber ring and VITEXPRESS available as accessories.

R.L.S. VITE CAP

Part No.	Barcode	Box	Description	Pieces per Bag	Dimensions	Weight
180VGH0100	8050532003026	12	R.L.S. Vite cap - 100 pcs bags	100	60x40x h31 cm	9,7 Kg 21.4 lbs
180VGH0300	8050532003033	4	R.L.S. Vite cap - 300 pcs bags	300	60x40x h31 cm	9,6 Kg 21.2 lbs
180VGH0900	8050532004276	1	R.L.S. Vite cap - 900 pcs box	900	30x40x h42 cm	7,5 Kg 16.5 lbs

R.L.S. VITE 1 mm CLIPS (1/32") FOR TILES THICKNESS FROM 3 UP TO 15 mm (1/8"-19/32")

Part No.	Barcode	Box	Description	Pieces per Bag	type	Dimensions	Weight
180VB010C0100	8050532002982	30	R.L.S. Vite clip for tile thickness; joint 1 mm (1/32") - 100 pcs bags	100	— 1 mm 1/32"	60x40x h31 cm	7,2 Kg 15.9 lbs
180VB010C0300	8050532002999	12	R.L.S. Vite clip for tile thickness; joint 1 mm (1/32") - 300 pcs bags	300	— 1 mm 1/32"	60x40x h31 cm	8,3 Kg 18.3 lbs
180VB010C3000	8050532003002	1	R.L.S. Vite clip for tile thickness; joint 1 mm (1/32") - 3000 pcs box	3000	— 1 mm 1/32"	30x40x h42 cm	6,7 Kg 14.8 lbs

R.L.S. VITE CLIPS 1 mm JOINT FOR TILE THICKNESS FROM 14 mm UP TO 26 mm (17/32"- 1/8" - 1 1/32")

Part No.	Barcode	Box	Description	Pieces per Bag	type	Dimensions	Weight
180VBH010C0100	8050532002944	25	R.L.S. Vite clip for tile thickness; joint 1 mm (1/32") - 100 pcs bags	100	— 1 mm 1/32"	60x40x h31 cm	6,6 Kg 14.5 lbs
180VBH010C0300	8050532002951	10	R.L.S. Vite clip for tile thickness; joint 1 mm (1/32") - 300 pcs bags	300	— 1 mm 1/32"	60x40x h31 cm	7,5 Kg 16.5 lbs
180VBH010C2500	8050532002968	1	R.L.S. Vite clip for tile thickness; joint 1 mm (1/32") - 2500 pcs box	2500	— 1 mm 1/32"	30x40x h42 cm	6,3 Kg 13.9 lbs

R.L.S. VITE 1,5 mm CLIPS (1/16") "FLAT" FOR TILES THICKNESS FROM 3 UP TO 15 mm (1/8"-19/32") AND "CROSS" & "T" CLIPS FOR TILES THICKNESS FROM 5 UP TO 15 mm (13/64"-19/32")

Part No.	Barcode	Box	Description	Pieces per Bag	type	Dimensions	Weight
180VB015FC0100	8050532012578	40	Standard (flat) R.L.S. VITE clip 1,5 mm nominal joint 100 pcs bag	100	— 1,5 mm 1/16"	60x40x h30 cm	9,3 Kg 20.4 lbs
180VB015FC0300	8050532012585	16	Standard (flat) R.L.S. VITE clip 1,5 mm nominal joint 300 pcs bag	100	— 1,5 mm 1/16"	60x40x h30 cm	10,7 Kg 23.6 lbs
180VB015FC3000	8050532012592	1	Standard (flat) R.L.S. VITE clip 1,5 mm nominal joint 3000 pcs box	3000	— 1,5 mm 1/16"	40x30x h32 cm	10,1 Kg 22.3 lbs
180VB015XC0100	8050532012639	40	"+" (cross) R.L.S. VITE clip 1,5 mm nominal joint 100 pcs bag	100	+ 1,5 mm 1/16"	60x40x h30 cm	9,6 Kg 21.2 lbs
180VB015XC0300	8050532012646	16	"+" (cross) R.L.S. VITE clip 1,5 mm nominal joint 300 pcs bag	300	+ 1,5 mm 1/16"	60x40x h30 cm	11,1 Kg 24.5 lbs
180VB015TC0100	8050532012608	40	"T" R.L.S. VITE clip 1,5 mm nominal joint 100 pcs bag	100	T 1,5 mm 1/16"	60x40x h30 cm	9,5 Kg 21 lbs
180VB015TC0300	8050532012615	16	"T" R.L.S. VITE clip 1,5 mm nominal joint 300 pcs bag	300	T 1,5 mm 1/16"	60x40x h30 cm	11 Kg 24.2 lbs

R.L.S. VITE 3 mm CLIPS (1/8") "FLAT" FOR TILES THICKNESS FROM 3 UP TO 15 mm (1/8"-19/32") AND "CROSS" & "T" CLIPS FOR TILES THICKNESS FROM 5 UP TO 15 mm (13/64"-19/32")

Part No.	Barcode	Box	Description	Pieces per Bag	type	Dimensions	Weight
180VB030FC0100	8050532012660	40	Standard (flat) R.L.S. VITE clip 3 mm nominal joint 100 pcs bag	100	— 3 mm 1/8"	60x40x h30 cm	9,9 Kg 21.9 lbs
180VB030FC0300	8050532012677	16	Standard (flat) R.L.S. VITE clip 3 mm nominal joint 300 pcs bag	300	— 3 mm 1/8"	60x40x h30 cm	11,5 Kg 25.3 lbs
180VB030FC3000	8050532012684	1	Standard (flat) R.L.S. VITE clip 3 mm nominal joint 3000 pcs box	3000	— 3 mm 1/8"	40x30x h32 cm	10,6 Kg 23.4 lbs
180VB030XC0100	8050532012721	40	"+" (cross) R.L.S. VITE clip 3 mm nominal joint 100 pcs bag	100	+ 3 mm 1/8"	60x40x h30 cm	10,3 Kg 22.7 lbs
180VB030XC0300	8050532012738	16	"+" (cross) R.L.S. VITE clip 3 mm nominal joint 300 pcs bag	300	+ 3 mm 1/8"	60x40x h30 cm	11,9 Kg 26.3 lbs
180VB030TC0100	8050532012691	40	"T" R.L.S. VITE clip 3 mm nominal joint 100 pcs bag	100	T 3 mm 1/8"	60x40x h30 cm	10,6 Kg 23.5 lbs
180VB030TC0300	8050532012707	16	"T" R.L.S. VITE clip 3 mm nominal joint 300 pcs bag	300	T 3 mm 1/8"	60x40x h30 cm	12,4 Kg 27.2 lbs



R.L.S. VITE - SELF-STOPPING SCRATCH-PREVENTING WASHER WITH SOFT RUBBER RING



- The washer for RLS VITE had been developed to prevent to scratch tiles characterized by a particularly delicate top finishing.
- In addition to that it also prevents the tiles to eventually move when tightening the RLS VITE Cap.
- The washer is designed to be connected to the RLS VITE cap for the maximum ease of use.
- It features an exclusive soft rubber ring that once it gets in contact with the tiles prevents the washer to rotate when tightening the cap.
- The rubber ring on the one hand avoids any risk of scratching the tiles, on the other allows to tighten the cap without having to hold the washer with your hand.
- The use of the washer does not affect the clips performances in terms of maximum and minimum thickness of the tiles to be leveled which therefore remain from 3 to 15 mm (1/8" - 5/8") for the standard clip and 14-26 mm (17/32"-1 1/32") for the tall clips.
- The washer can be removed from the cap if its use is not needed.
- It is recommended to perform the final removal phase with a hammer.

R.L.S. VITE - SELF-STOPPING SCRATCH-PREVENTING WASHER WITH SOFT RUBBER RING

Part No.		Description	Pieces per Bag		
180VAGR0100	8050532007239	4 Self-stopping scratch-preventing washer with soft rubber ring for RLS VITE	100	40x40x15 cm	15 3/4" x 15 3/4" x 4 3/4"
				2,9 Kg	6.3 lbs



RLS - RAIMONDI LEVELLING SYSTEM LEVELING SPACERS

MADE IN ITALY



BLISTER

PACKAGE



CARTON BOX

VITEXPRESS with battery drill (drill not included)



- The multifunction device simplifies and speeds up the use of the RLS VITE system during its installations & removal process.
- Equipped with an 8 mm hexagonal shaft, it is suitable with the most popular cordless drills available on the market.
- It performs 4 functions:
 1. Screw: it allows a fast tightening of the cap onto leveling clip until it sits onto tile/slab, a consistent tightening torque can be set via the clutch adjustment onto screwdriver to achieve a perfect leveling.
 2. Unscrew: it allows you to quickly and comfortably unscrew the cap by reversing rotation of the screwdriver.

3. Remove: it allows an innovative clip removal. Simply setting the tightening torque to the max level to properly break the clips with accuracy.
 4. Pull apart: when the leveling job is finished, it allows to quickly removing the cap from the upper/broken section of the clips.
- It can be used to twist the individual cap as well as the cap equipped with the new anti-scratch washer.
 - It can be used both on floor and on wall.
 - Drill not included.
 - Sold in transparent blister with dedicated graphic.

Part No.			Description						
231VSA	8050532009059	6	VITEXPRESS - screw unscrew for R.L.S. VITE system	60 gr	2.1 oz	33x17x h 8 cm	13"x7"xh 3"	900 gr	31.7 oz



INDICATIVE CONSUMPTION FOR 10 sqm (BOTH VALID FOR CLIP/WEDGE SYSTEM AND SCREW SYSTEM)

Use on tile intersections (VITE clip and 3D clip)

A cm											B cm					
10	1023											10				
20	279	143										20				
30	506	250	270									30				
40	395	195	202	151								40				
50	316	156	166	124	102							50				
60	346	170	165	122	101	85						60				
80	329	161	138	101	84	71	59					80				
90	298	146	128	94	78	66	56	53				90				
100	360	176	148	108	90	76	62	59	65			100				
120	312	152	122	88	74	62	48	46	50	38			120			
150	312	152	122	88	74	62	48	46	50	38	38			150		
160	358	174	126	90	76	64	44	43	45	32	32	23			160	
180	327	159	116	83	70	59	41	40	42	30	30	22	21			180
200	327	159	116	83	70	59	41	40	42	30	30	22	21			200
240	234	114	86	62	52	44	32	31	33	24	24	19	18			240
260	265	129	96	69	58	49	35	34	36	26	26	20	19			260
300	265	129	96	69	58	49	35	34	36	26	26	20	19			300
320	248	120	80	56	48	40	24	24	24	16	16	8	8			320
400	248	120	80	56	48	40	24	24	24	16	16	8	8			400
	10	20	30	40	50	60	80	90	100	120	150	160	180	B cm		

EXAMPLE: 120x60 cm = 62 pieces for 10 sqm

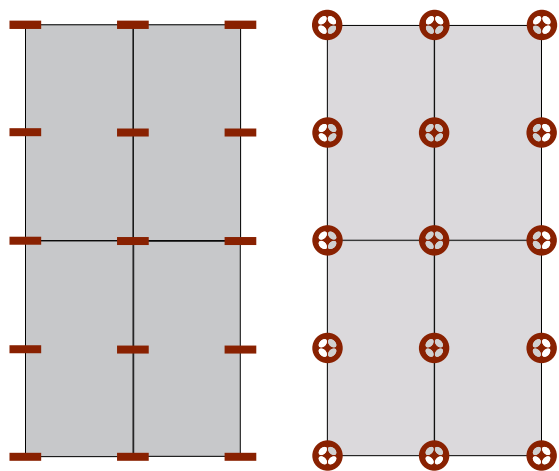
Use on tile sides (all clips)

A cm											B cm					
10	1984											10				
20	976	480										20				
30	971	475	420									30				
40	720	352	307	224								40				
50	595	291	256	187	156							50				
60	501	245	215	157	131	110						60				
80	468	228	183	132	111	93	72					80				
90	437	213	173	125	105	88	69	66				90				
100	499	243	193	139	117	98	75	72	78			100				
120	405	197	152	109	92	77	57	55	59	44				120		
150	405	197	152	109	92	77	57	55	59	44	44			150		
160	404	196	141	100	85	71	48	47	49	35	35	24			160	
180	373	181	131	93	79	66	45	44	46	33	33	23	22			180
200	373	181	131	93	79	66	45	44	46	33	33	23	22			200
240	280	136	101	72	61	51	36	35	37	27	27	20	19			240
260	311	151	111	79	67	56	39	38	40	29	29	21	20			260
300	311	151	111	79	67	56	39	38	40	29	29	21	20			300
320	248	120	80	56	48	40	24	24	24	16	16	8	8			320
400	248	120	80	56	48	40	24	24	24	16	16	8	8			400
	10	20	30	40	50	60	80	90	100	120	150	160	180	B cm		

EXAMPLE: 120x60 cm = 77 pieces for 10 sqm

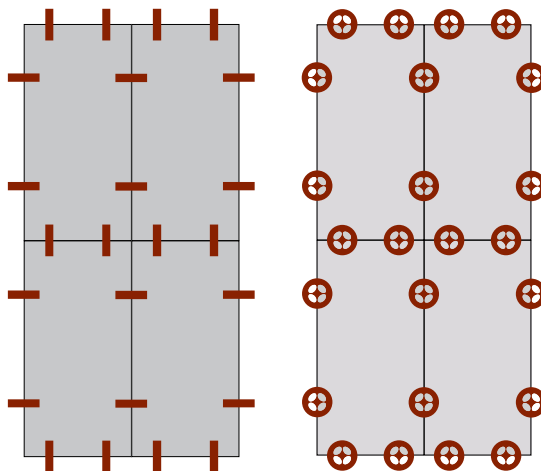
LAYOUT EXAMPLE ON TILE 60 x 30 cm

LAYOUT WITH USE ON TILE INTERSECTIONS



CONSUMPTION FOR 10 sqm: **165 PEZZI**

LAYOUT WITH USE ON TILE SIDES



CONSUMPTION FOR 10 sqm: **215 PEZZI**

COMPARISON BETWEEN CONSUMPTION WITH USE ON TILE INTERSECTIONS AND CONSUMPTION WITH USE ON TILE SIDES

TILE SIZE (cm x cm)	USE ON TILE INTERSECTIONS PIECES FOR 10 sqm	USE ON TILE SIDES PIECES FOR 10 sqm	LOWER CONSUMPTION WITH USE ON TILE INTERSECTIONS
20x20	143	480	-70%
30x30	270	420	-36%
40x40	151	224	-33%
60x60	85	110	-23%
90x90	53	66	-20%
100x100	65	78	-17%
120x120	38	44	-14%
150x150	38	44	-14%
320x160	8	8	0%
300x150	26	29	-10%
300x100	36	40	-11%
240x160	19	20	-8%
120x30	122	152	-20%
120x20	152	197	-23%
80x180	41	45	-10%
80x40	101	132	-24%
80x20	161	228	-30%
60x120	62	77	-19%
60x40	122	157	-22%
60x30	165	215	-23%
60x20	170	245	-31%
60x10	346	501	-31%
40x30	202	307	-34%

